


V110

Oil Inject Screw Compressor



PROFILE: Planned to offer maximum performance, efficiency and duration. It guarantees high airflow with a minimum energy consumption and best performances are therefore guaranteed, even in extreme conditions.

BEARINGS: Radial and thrust bearings are created to be lasting. Only first quality bearings are used.

FRONTAL SEALINGS: No oil loss thanks to excellent materials and suitable dimension. Accessibility for a simple and fast replacement.

APPLICATION: For belt and direct connection.

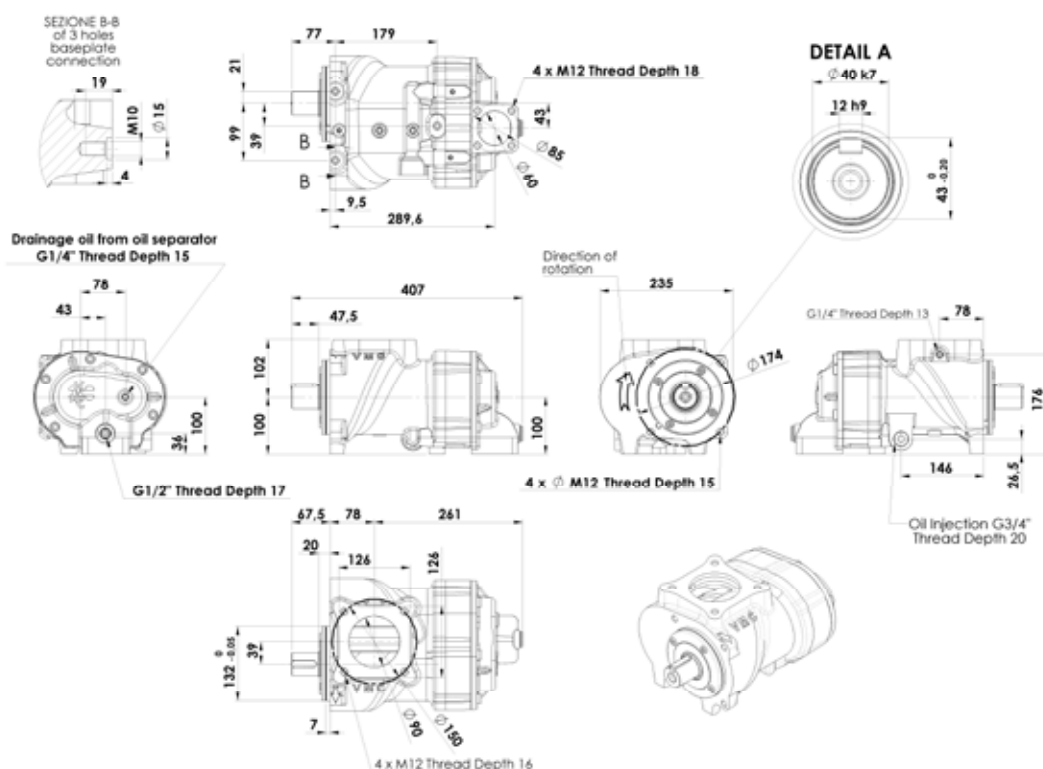
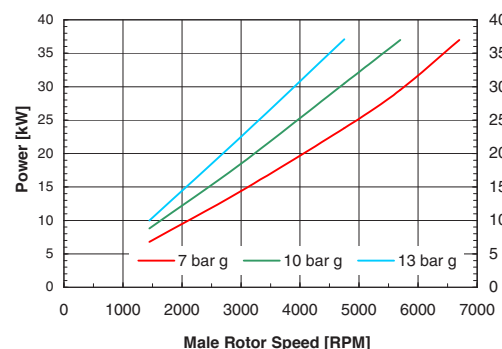
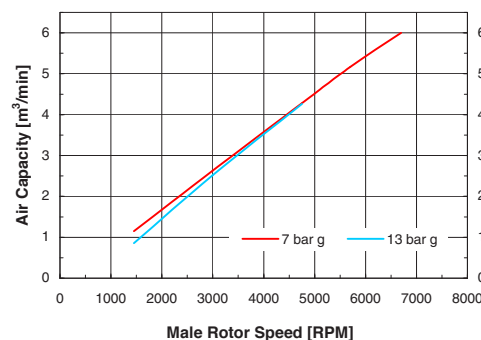
ASSEMBLY: Body parts are joined with O-rings, so the maintenance is easy, fast and reliable. No glues used to join parts.

ROTORS ADJUSTMENT: Threaded rings are used to adjust rotors for maintenance phases very fast, reliable and repeatables.

TECHNICAL DATA

Size		V110
Drive		Direct by coupling or belt
Rotor dimensions		
Outside male diameter:	mm	111,3
Outside female diameter:	mm	88
L/D:	mm	1,55
Air Capacity (ISO 1217 ANNEX B 1996)	m³/min	0,86-6
Max. Working Pressure	bar g	13
Min. Working Pressure	bar g	5
Oil injected Quantity	l/min	50-70
Max Input Power	kW	37
Max main rotor Speed	rpm	6700
Max outlet air/oil Temperature	°C	105
Weight	kg	45

Air flow rate related to suction condition according to ISO 1217 annex C 1996:
relative humidity: 60%; suction press. (abs.): 1 bar; suction temp.: 20°C; disch. temp.: 80°C





Integrated system VTDM directly connected to the air-end V series. Offer a unique system compact, extremely accessible and fast to assembly as well absolutely simply to handle. The air outlet and oil inlet have been designed for simply and fast connections. Pipe's length have been designed to be short to increase the performance and reduce the pressure drop. The inner component's position have been designed for easy, fast and secure maintenance operations. Even though compact the system offers elevated interchangeability.

TECHNICAL DATA

Size	V110/VTDM	
Air Flow Rate	m ³ /l'	see diagram of V110
Working Pressure	Bar	see diagram of V110
Oil Rate Flow	Lt/l'	max 80
Oil Inlet/Outlet	Inch	3/4 Gas
Air outlet (From Air-end)	Inch	1"1/2 Gas
Air Inlet (From Tank)	Inch	1"1/4 Gas
Air Outlet (From MPV)	Inch	1"1/4 Gas
Oil nipples Size	1-12 UNF	
Air nipples Size	M 32x1,5	
	M 39x1,5	
Thermostat Temp. Setting	°C	Three thermostat available: 55-70; 71-85 or 83-95
Materials	Unit's housing made in aluminium alloy anodized. Internal parts in brass, stainless steel and viton sealings	
A	mm	90
A1	mm	236
B	mm	186
C1	mm	316
Y	mm	435
Weight	Kg	48

